




Go! Unified Korean Peninsula

# Four-Season Expedition

Living in Pyeongyang for a year



3D activity making-sheets are inside



National Institute for Unification Education

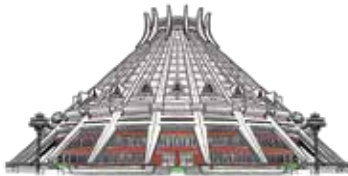




Go! Unified Korean Peninsula

# Four-Season Expedition

Living in Pyongyang for a year



# Introducing the National Institute for Unification Education!

This is the National Institute for Unification Education under the Unification Ministry teaching about Unification to achieve unification of the Korean Peninsula.

We produce books and videos to help people approach unification  
in a familiar and non-threatening way.

In particular, it is aiming to introduce children to the concept of unification of Korea.

It publishes a Unification Picture book, Animation and Playbook for children.

Come and visit the National Institute for Unification Education located in Suyu-dong in Seoul.





# Content

**Introduction of characters** ... 4



**1 Spring in Pyeongyang** ... 6

**Things to See** Pyeongyang Street (Eulmildae), Daedongmun

**Things to Play** A boat ride on the Daedong River

**Things to Eat** Daedong River Mullet soup

**Making 3D Activity** 3D card for spring scenery in Pyeongyang,  
Daedong River Map and Paper boat,  
Daedong River Mullet 3D card



**2 Summer in Pyeongyang** ... 16

**Things to Play** Munsu Water Playground, Indoor Ice Rink

**Things to Eat** Summer snacks, Pyeongyang Naengmyeon

**Things to See** Pyeongyang Ice Rink, Neungra-do

**Making 3D Activity** Munsu Water Playground Slide 3D card,  
3D camera,  
Slurping down Pyeongyang  
Naengmyeon Noodles



**3 Fall in Pyeongyang** ... 26

**Things to Eat** Songpyeon, Chuseok snacks

**Things to See** Myohyangsan, Yanggakdo International Hotel

**Things to Play** Yanggakdo Football Stadium

**Making 3D Activity** My Own Songpyeon recipe card,  
Walking card in Fallen leaves path  
in Myohyangsan,  
3D Football game



**4 Winter in Pyeongyang** ... 36

**Things to Play** Sledding, Roller Skating

**Things to Eat** Pyeongyang-Onban, Pyeongyang Yakbam

**Things to See** The Central Zoo, Pyeongyang Museum of Nature

**Making 3D Activity** My own Top,  
Pyeongyang Onban 3D card,  
Central Zoo Entrance 3D card

**Answers** ... 46


**3D Activity** ... 51

**Making-sheets**

# Unified Korean Peninsula...

## We decided to live in Pyeongyang for a year.

When Korea had unified, my dad was assigned to the Pyeongyang Broadcasting Station. It was my first time going to Pyeongyang, so I was very excited. Pyeongyang was the capital of North Korea and is the largest city in the north of the Korean Peninsula. You will be able to enjoy various experiences in Pyeongyang.





## Now, shall we go to Pyeongyang?

We leave for Pyeongyang, where there are plenty of things to see, play and eat.  
Let's start exploring Pyeongyang in four seasons with me. Let's go~







## Spring in Pyeongyang is like a flower palace.

Today is a picnic day at school for Eulmildae. Light pink apricot blossoms bloom like cotton candy on every street in Pyeongyang. Just like my heart.

**Color Yeonyul, friends and people on Pyeongyang Street.**



**Eulmildae** is a pavilion under the peak of Geumsusan Mountain. It's a beautiful place with open views so many people come to see the beautiful spring scenery of Pyeongyang in spring.





**Yeonyul's Diary**


I understand why Eulmildae is one of the eight scenic views in Korea and is the best among the eight scenic views of Pyeongyang, so called Pyeongyang's Premiere Scenic View. Looking at it from Eulmildae, the flowing Daedong River looked picturesque. I don't know how big my nostrils got because I was standing there sniffing fragrant scents a lot.



# Making 3D activity

Make (a spring view in Pyeongyang into 3D card)

Use of related designs p.53, p.55



- ① Cut out 2 activity sheets along the line of scissors.
- ② Glue on the glue line sides and paste two sheets of activity paper.
- ③ Fold it forward and backward along the folding line and it's done!
- ④ Set up a card to feel the spring scenery in Pyeongyang.





## On the weekend, my family goes on a spring outing.

Passing through Daedongmun, we can see many willow trees. Pyeongyang is also called Ryugyong because it is a willowy place. The name, Pyeongyang, in English means “flat land”



There are  
so many  
willow trees  
in pyeongyang.

**Daedongmun** is a gate on the east side of the Daedong River in Pyeongyang. It is magnificent and beautiful with a sophisticated three-story structure. In the past, people had to enter through this gateway enroute to Pyeongyang.





## Let's go to the Daedong River, which crosses Pyeongyang.

It is said that the Daedong River boat ride was the most famous boat ride in the Joseon Dynasty era. We can imagine it when viewing Kim Hong-do's paintings. The spectacular scenery of Daedong River looks gorgeous.



〈Pyeongang Inspector Festival Painting〉 · Kim Hong-do · National Museum of Korea Collection

\* **Pyeongang Inspector** is the best government post in charge of the areas of Pyeongan-namdo(South Pyeongan) and Pyeongan-bukdo(North Pyeongan).






## Let's ride a boat in the Daedong River like a Pyeongan inspector.

The Daedonggang-ho is a cruise ship where people can eat meals and is called a restaurant boat. We had lunch at the Daedonggang-ho and watched an exciting performance.

**☞ The Pyeongan inspector came to Daedong River on a time machine.**

**What did he say when he saw the changed appearance of the Daedong River?  
Write it down in the speech bubble.**



Yeonyul's Diary

Today, I was on a boat all day long on the Daedong River, Ahem! I felt really good as if I were a Pyeongan inspector. The proverb, "It can't be helped if someone does not want to become the ruler of Pyeongan" means that 'No matter how good it is, if you don't like it, you cannot be forced to do that.' It is said that the position of Pyeongan inspector during the Joseon Dynasty era was a good place for everyone to covet.

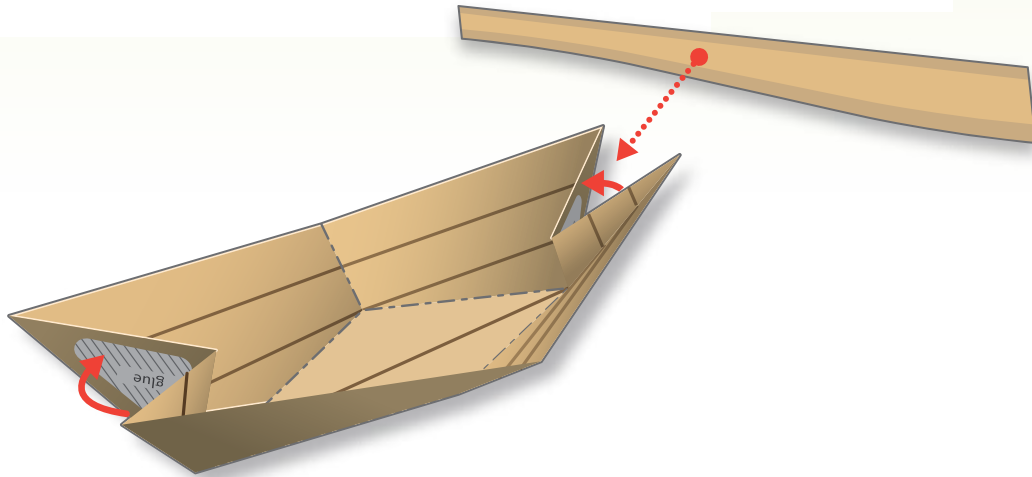




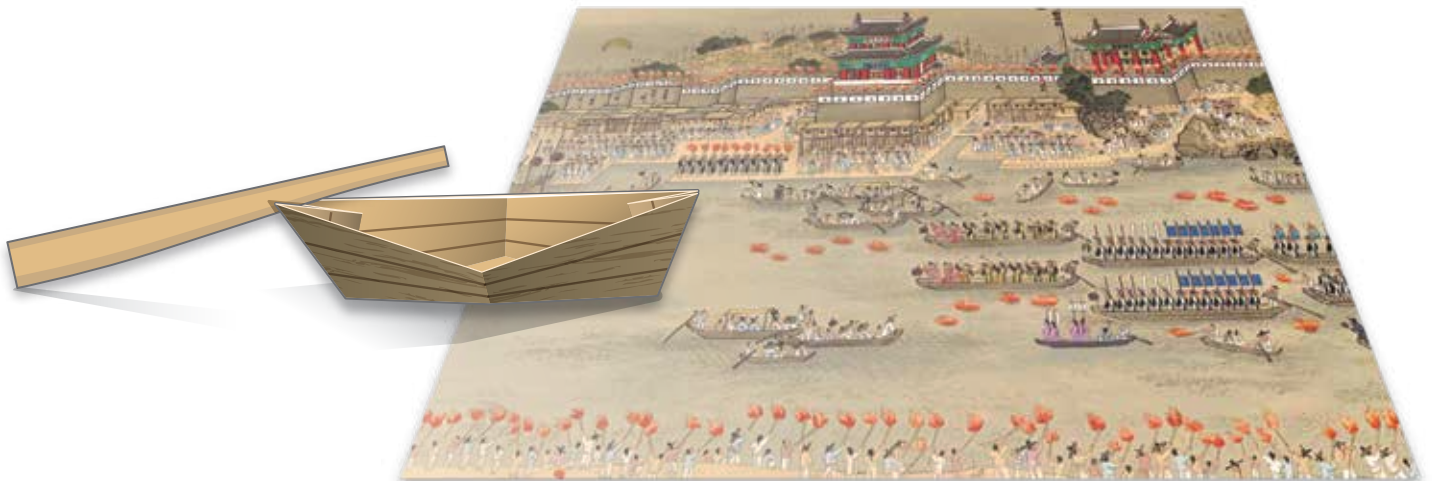
## Making 3D activity

📄 **Make (Daedong River map and paper boat)**

Use of related designs p.57



- ① Cut out a map and a paper boat along the line of scissors.
- ② Fold the paper boat along with the folding line and glue on the glue line sides and stick them together.
- ③ Put the paper boat on the Daedong River map and it's done!
- ④ Ride the paper boat along with the map of Daedong River.







## Let's eat Daedonggang mullet soup served to VIP patrons.

Since ancient times, mullets that swam up the Daedong River in March were known to be most delicious. The soup made with Daedong River mullet that I tried for the first time at a restaurant tasted light and delicious!

▣ **These are the representative foods of Pyeongan-do.**

**Circle the four major foods in Pyeongyang by referring to the initial hint.**

P.....Y... N....M.... | P.....Y... O.B.. | N..D.J.J.. | D..D...G... S.....G..



**Pyeongyang Naengmyeon**  
(Pyeongyang-style Cold Buckwheat Noodles)



**Dongchimi**  
(Pickled radish Kimchi)



**Eubok-jangban**  
(Pyeongyang-style Beef hot pot)



**Baek Kimchi**  
(Non-spicy White Cabbage Kimchi)



**Pyeongyang Onban**  
(Warm soup with steamed rice)



**Mandu-guk**  
(Dumpling Soup)



**Nokdu-Jijim**  
(Mung bean Pancake)



**Kkori-tteok**  
(Tail-shaped Rice Cake)



**Daedong-gang-Sungeo-guk**  
(Daedong River Mullet Soup)



## Mullet tastes different from season to season.

Read the proverbs below related to Mullet and choose the seasonable taste of mullet on the left and connect it to the right.

Spring and winter  
mullet flavor

It's plain.

Summer  
mullet flavor

It's greasy and savory.

Autumn  
mullet flavor

It's sweet.



### [A proverb about mullet]

Its taste is sweet even if you lick only the mud  
where a winter mullet was recently sat.

Even a starving dog won't eat summer mullet.





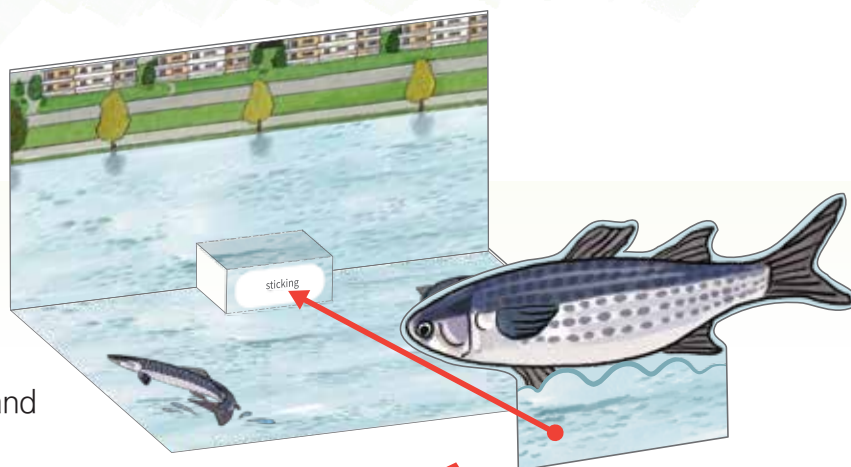


## Making 3D activity

Make (Daedong River Mullet 3D card)

Use of related designs p.59

- ① Cut out a Daedong River mullet and a card along the line of scissors.
- ② Fold the paper letting the middle part stand still forward along with the cutting line.
- ③ Glue on the glue line side and stick the Daedong River Mullet on it and it's done!
- ④ Set up a card to see the mullet swim in Daedong River.








# Summer vacation~ Let's have fun at Munsu Water Playground. Yippee!

There are so many dizzying slides at Munsu Water Playground. It blows away the heat in one splash of waves and waterfalls.

**Find and circle Yeonyul in a blue striped swimsuit.**







**Yeonyul's Diary**

After riding all the slides at Munsu Water Playground, my bottom was tingly-numb and my face was sunburned, but I had so much fun! I practically became a seal by the end! And I ate a lot of watermelon because it was delicious, and my tummy ended up becoming a hippo tummy. Burp! I still want to eat watermelon again!






## Making 3D activity

📄 **Make (Munsu Water Playground Slide 3D card)**

Use of related designs p.61

- ① Cut the card and slide of Munsu Water Playground along the scissors line.
- ② Twist the slide freely.
- ③ Glue the glue line side and stick the slide to the card of Munsu Water Playground and it's done!
- ④ Feel the slide of Munsu Water Playground in three dimensions.



**Munsu Water Playground** is a water park with 27 slides. There are outdoor and indoor water playgrounds, gyms, and rock wall-climbing facilities. Kids & adults enjoy playing in the water, basketball, volleyball, bowling, and rock climbing.





# Let's figure out korean words that are different but have the same meaning.

While playing the Ladder game, find the different words from the south and north related to the summer snacks below.



## Southern word



## Northern word



## Skates are the best since it's summer! Oh, it's cold~

Pyeongyang also skates a lot in the summer. My family went to an indoor ice rink. I felt like winter had come because I was skating on the ice.

**☑ Color the skaters' clothes at the indoor ice rink.**



The indoor ice rink is a skating rink that people can enjoy all four seasons. Light music plays from the large electronic display installed on the wall. Everyone from children to adults enjoy skating to the music.






## I also saw a figure skating competition at the Pyeongyang Ice Rink.

The Pyeongyang Ice Rink is a large, conical building with vertical skate blades set around the very top. Figure skating while dancing like a bird looks really cool.

**Look at the half picture of the Pyeongyang Ice Rink and draw and color the other half.**




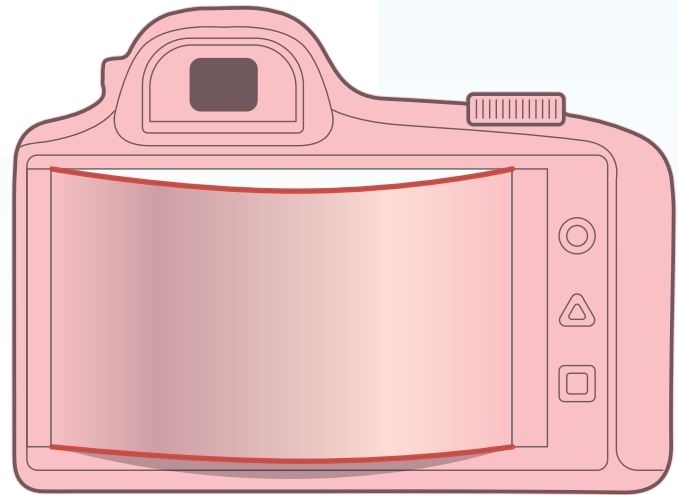
**Pyeongyang Ice Rink** is an indoor gym that plays winter sports. The distinctive pointed roof is very high and famous. There are skating, figure skating, and ice hockey games here.



# Making 3D activity

## Make (3D camera)

Use of related designs p.63



- ① Cut out the camera and the picture along the line of scissors.
- ② Trace along the line of the inside of the camera monitor with the knife to cut it out.
- ③ Place the picture inside the cut-out line of the camera monitor and it's done!
- ④ Enjoy your memories by moving up pictures from the camera.

\* Draw your own story on the back of the picture.

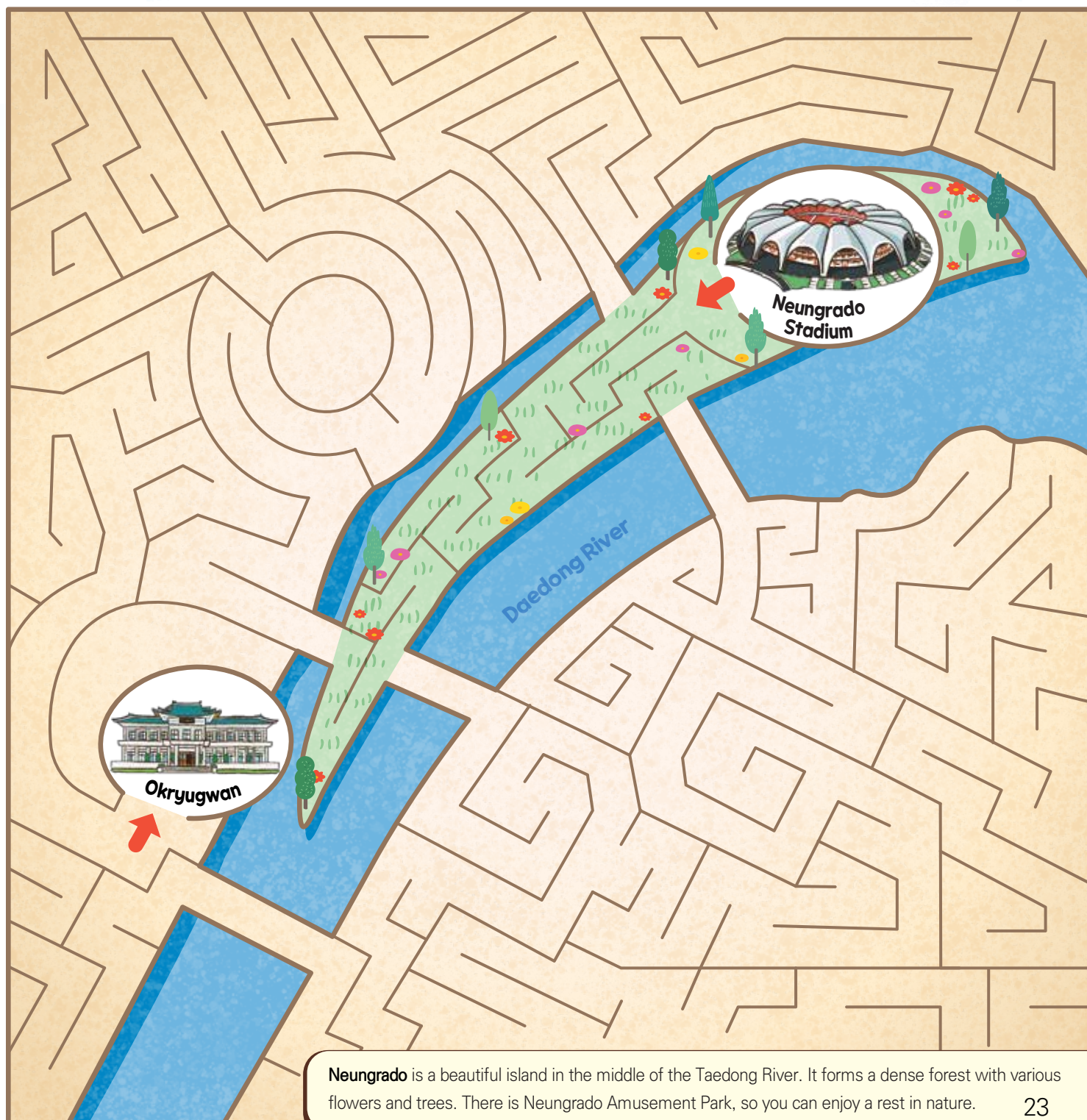




## Let's go and see Neungrado, an island in the middle of the Daedong River.

Neungrado is beautiful as if the willow trees swaying on the banks of the Daedong River are flowing silk ribbons. There are many flowers in full bloom making Neungrado a flower basket floating on the water.

**Find a maze from Neungrado Stadium to Okryugwan.**



**Neungrado** is a beautiful island in the middle of the Taedong River. It forms a dense forest with various flowers and trees. There is Neungrado Amusement Park, so you can enjoy a rest in nature.





# Go to Okryugwan and eat Pyeongyang naengmyeon.

Pyeongyang naengmyeon is said to have been traditionally made in Pyeongyang for a long time. After tasting it, Pyeongyang people deserve to show off their Pyeongyang naengmyeon (Pyeongyang-style Cold Buckwheat Noodles)!

**☞ If I were a chef, what kind of garnish would I make and put on Pyeongyang naengmyeon?**




## Naengmyeon soup

Mix the meat broth and Dongchimi (Pickled radish Kimchi) water in half and season with salt and soy sauce.

## Naengmyeon noodles

Knead buckwheat flour, make noodles with a noodle mold, boil them in boiling water, and take them out.



## Naengmyeon garnish

Pyeonyuk(Slices of boiled meat), boiled egg, dongchimi radish slices, cucumber, kimchi, pear, etc. stack the garnish high.



**☞ Write down your own Pyeongyang naengmyeon garnish and express it in a picture.**




---



---



---

"Naengmyeon Naengmyeon Pyeongyang naengmyeon is the best food in the world, and Pyeongyang Cold Buckwheat noodles are the first choice for kids and their parents! My father ate Pyeongyang naengmyeon while singing the song, "Pyeongyang naengmyeon is the best." After I finished eating Pyeongyang naengmyeon, I sang the song 'Naengmyeon Naengmyeon Pyeongyang naengmyeon~' ten times more. Of all the cold noodles, I think Pyeongyang naengmyeon is the best ever!"







## Making 3D activity

Make (Slurping down Pyeongyang Naengmyeon Noodles)

Use of related designs p.65



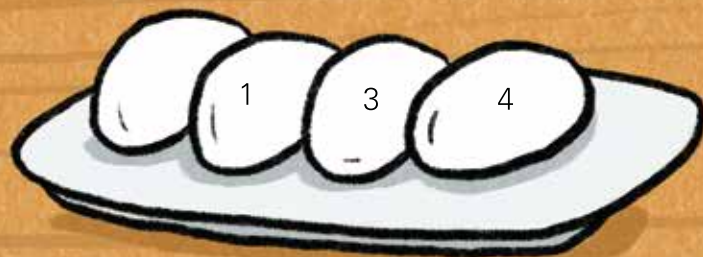
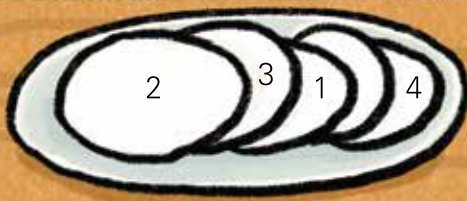
- ① Cut Yeonyul and Pyeongyang naengmyeon noodles along the line of scissors.
- ② Draw Yeonyul's mouth(Ⓐ), chopsticks(Ⓑ), and naengmyeon(Ⓒ) along the knife line with knife.
- ③ Put one Pyeongyang naengmyeon noodle between Yeonyul's mouth, chopsticks, and naengmyeon.
- ④ Glue the rest of Pyeongyang naengmyeon noodle and connect it in a circle, it's done!
- ⑤ Put the Pyeongyang naengmyeon in Yeonyul's mouth let him slurp the noodles.



## We make colorful Songpyeon.

Tomorrow is Chuseok(Thanksgiving day), the best holiday. We sit together in the classroom and make Songpyeon. Five-colored Songpyeon made of Magnolia berry, Gardenia, Pine endodermis, Mugwort is savory and sweet.

**☞ Paint the hanbok(Korean traditional costume) that Yeonyul and his friends wear in any color you want. Try coloring Songpyeon with the color of the number. (Don't color the basic one)**







- \* **Magnolia berry** is a fruit with five flavors, and Songpyeon made with Magnolia berry water becomes pink.
- \* **Gardenia** is the yellowish-brown fruit of the Gardenia tree, and Songpyeon made with Gardenia water becomes yellow.
- \* **Pine endodermis** is the inner skin of pine trees, and Songpyeon made by mixing Pine endodermis becomes purple.
- \* **Mugwort** has a unique scent, and Songpyeon made with mugwort powder turns dark green.



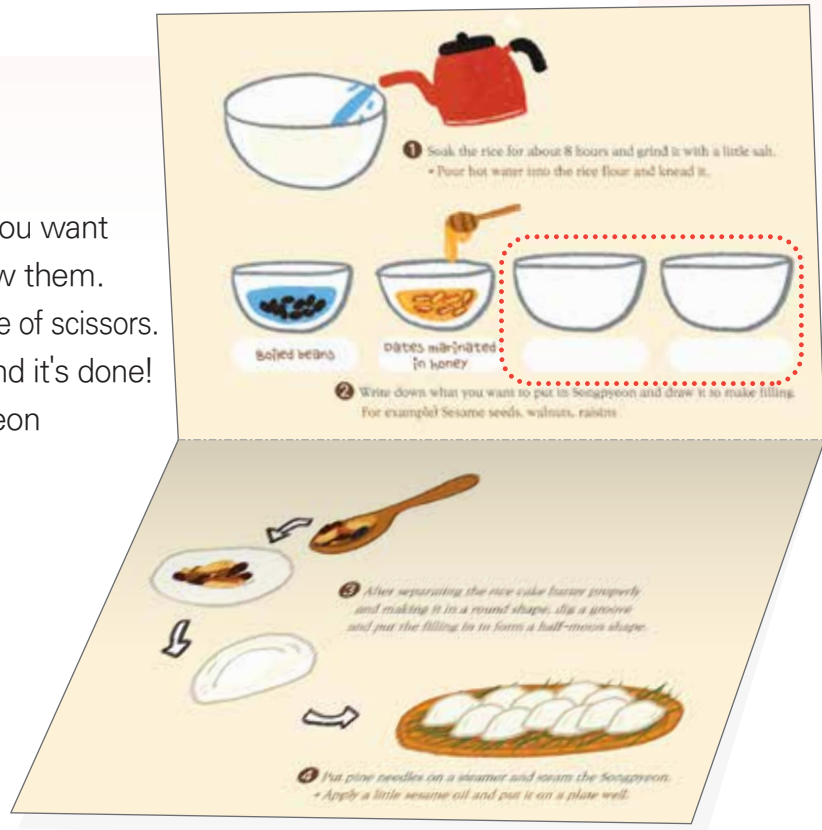


# Making 3D activity

**Make (My Own Songpyeon Recipe card)**

Use of related designs p.67

- ① Write down the ingredients you want to put in Songpyeon and draw them.
- ② Cut the recipe card along the line of scissors.
- ③ Fold it along the folding line and it's done!
- ④ This Chuseok, make Songpyeon with your own recipe.







## Teacher takes the nohches out of the jar and distributes it.

In Pyeongyang, they make nohch for Chuseok food and stack them in jars. The flavor of a nohch is fragrant, sweet, and chewy. Teacher, give me another one, please~

**Chuseok snacks on the left Choose the right name for the picture and connect it.**



**Gotgam**

(Dried persimmons)



**Yakgwa**

(Korean honey cookies)



**Hangwa**

(Korean sweets)



**Nohch**

\* Nohch is a rice pancake applying grain syrup after panfrying it yellowish on the night before Chuseok.



**Yeonyul's Diary**

When I put Pyeongyang Songpyeon in my mouth in one bite, my cheeks bulged out like a frog!  
I had a <Songpyeon Eating Contest> with my friends, and they all looked like frogs, too!  
It was my first time to eat nohch, but I liked it because it looked like chewy rice cake,  
savory pancake, and sweet snacks.



## Enjoy the Autumn leaves with your family!

Myohyangsan Mountain, 150km away from Pyeongyang, is fragrant with the deep scent of juniper trees.

You can really experience the best that autumn has to offer near Pyeongyang.

**☞ The left side is the silhouettes of the fallen leaves of Myohyangsan. Choose from the right to connect the fallen leaves with each tree.**



● Poplar



● Oak



● Birch



● Nado birch







## Making 3D activity

**Make (Walking card in Fallen leaves path in Myohyangsan)**

Use of related designs p.69

- ① Cut out Yeonyul's face and circle card along the line of scissors.
- ② Fold the card in half along the folding line.
- ③ Glue the glue side and put Yeonyul's face on the card, it's done!
- ④ Shake your card and walk along the path of the fallen leaves of Myohyangsan (Mountain).








# Play football game at the Yanggakdo Stadium.

Yanggakdo is an island of the Daedong River that resembles sharp-pointed sheep's horns. We became one with the football at Yanggakdo Stadium.

**Find five different parts in both pictures and circle the picture below.**



I laughed when my friends called the free kick a 'punishment kick'. It sounded like the right thing to say. Header is 'head-butt', and header shot is 'head-butt-in'. Today's football game was still a 1-1 draw until I finally made an assist for the tie-breaking goal with a "corner kick". Go~~al In!!!



**Yeongul's Diary**





# Let's figure out korean language that is different but has the same meaning.

☑ Choose and write down the northern football terms in korean that fit southern football terms and the pictures below.



Goalkeeper



Goalpost



Shoot



Header



Header shot



Corner Kick



Free Kick



Kickoff



Sliding tackle

**Northern term**

차넣기 / 머리받기 / 구석차기 / 첫차기 / 문지기  
(Kick in) / (Head-butt) / (Corner Kick) / (First Kick) / (Goalkeeper)

머리받아 넣기 / 골문대 / 벌차기 / 미끄러져 빼앗기  
(Head-butt-in) / (Goal-gate pillar) / (Punishment Kick) / (Slip and Take)

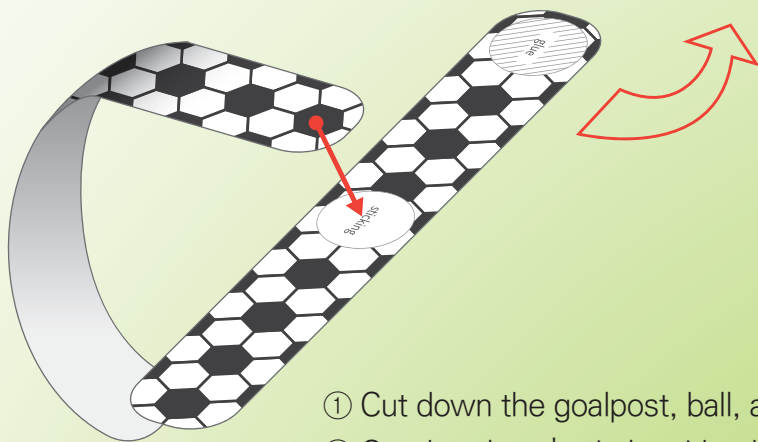


**Yanggakdo Stadium** is a gold grass football pitch in Yanggak Island. You can watch football games even when it snows or rains at night. There is an indoor training ground, so several sports games are held at the same time.



## Making 3D activity

📄 **Make (3D football game)**

Use of related designs p.71



- ① Cut down the goalpost, ball, and player along the scissors line.
- ② Cut the player's circle with a knife along the knife line.
- ③ Glue the side of glue and make a goalpost and a ball, it's done!
- ④ Play football with a friend kicking the ball.






## You can see the downtown of Pyeongyang from the Yanggakdo International Hotel.

I went to a rotating observation restaurant on the 47th floor of Yanggakdo International Hotel with my dad. Dad bought me a special dinner to celebrate our victory in the football game.

**Find a maze from the 1st to the 47th floor of the Yanggakdo International Hotel.**



**Yanggakdo International Hotel** is a 47-story hotel in Yanggakdo. It's an ultra-high-rise luxury hotel with 1,001 rooms. You can enjoy the downtown scenery of Pyeongyang from the rotating restaurant at the top.





## Sled on frozen ice!

I don't even realize that my face is wind-burned red while I'm having sled races with my friends. We can't get tired of the spinning top fight.

**Find and circle Yeonyul with a blue striped scarf.**












# I feel like I'm going to ride my roller skates and fly in the sky~

We roller skated in the square in front of the indoor ice rink.  
I jumped beautifully as I flew down the ski run.

**▣ Design the roller skates you want.**



\* A **ski run** is a slope that allows skis or roller skates to slide down easily.





## Making 3D activity

Make (My own Top)

Use of related designs p.73



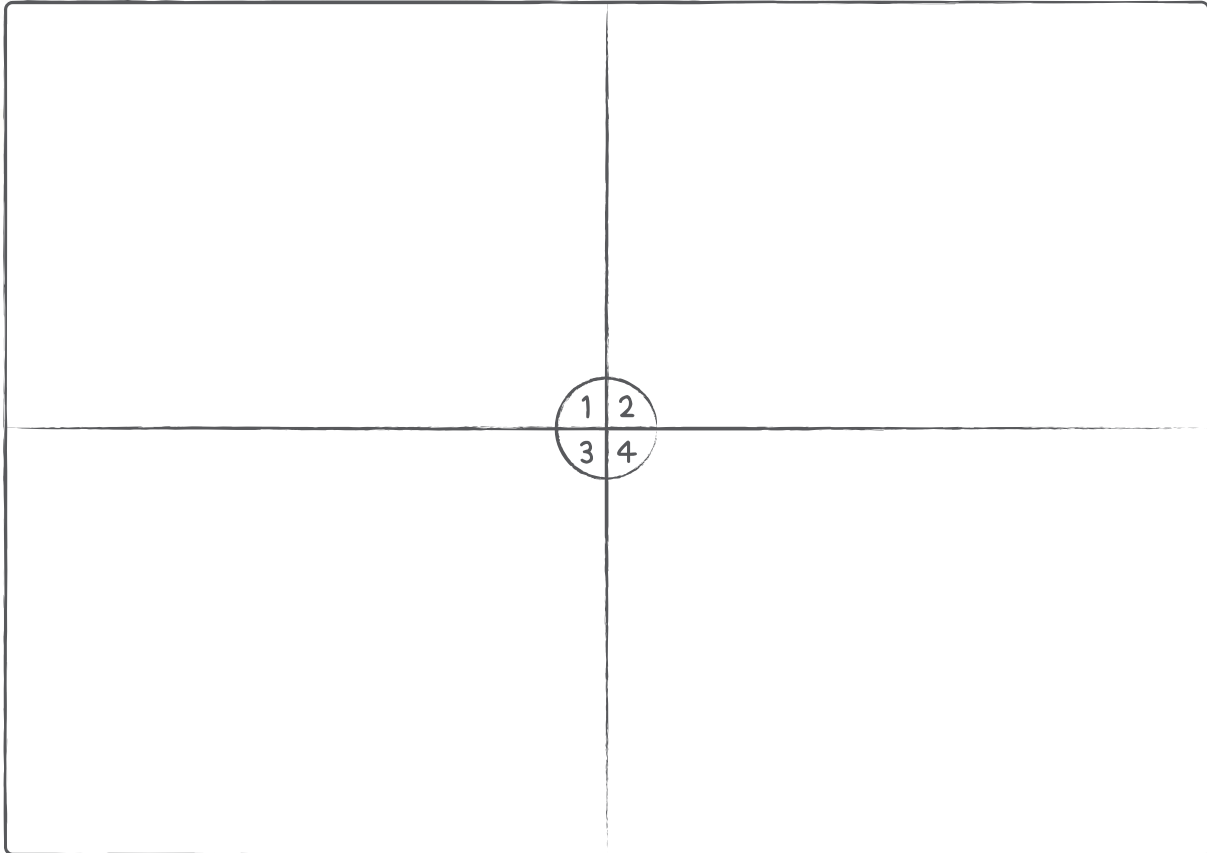
- ① Color the two tops nicely.
- ② Cut the top along the line of scissors.
- ③ Put a toothpick in the middle of the top, it's done!
- ④ Spin the top. Which top is cooler?



## Warming up your heart with a warm Pyeongyang Onban bowl.

I went to the wedding hall of an employee of my dad's broadcasting station and ate Pyeongyang Onban. Pyeongyang Onban has the meaning of living deeply in love.

**🎨 Draw a 4-panel cartoon about the origin of the Pyeongyang Onban.**



- 1 A long time ago, a woman, who lost her parents early, worked in a Pyeongyang government office. Her boyfriend was arrested and sent to the Gwanga on a cold winter day after being falsely accused.
- 2 For her boyfriend, she put warm rice into meat soup, garnished with vegetables, and put a Jijim (a pancake) on top to keep it from cooling down.
- 3 Her boyfriend felt much warmer after eating the food and asked his girlfriend the name of the dish. The woman answered 'Onban', which means warm rice.
- 4 Shortly after, the boyfriend was released from the Gwanga jail and they married becoming a happy family. They made Onbans and served them to the local people for appreciation.

\* **Gwanga** was an office where government officials used to work for the country.





## Making 3D activity

**Make (Pyeongyang Onban 3D card)**

Use of related designs p.75

- ① Cut the ingredients for Pyeongyang Onban along the scissors line.
- ② Place chicken soup and rice in a bowl.
- ③ Put chicken meat, mushrooms, pumpkins, and carrots on top of the rice and it's done!
- ④ Talk about the process of making the Pyeongyang Onban.








## Growl~ Go into the tiger's mouth!

There are real tigers and elephants in the central zoo that I visited with my family. The aquarium where fish swim above my head is like a mysterious sea.

**☞ Color the tiger's face at the entrance to the Central Zoo.**



The entrance to the Central Zoo was scary because the gateway was a giant tiger face with gaping mouth. However, once inside, I soon entered into a magical, blue sea in the tiger's stomach. Pungsan dog I saw at the zoo was so cool that I wanted to take it home even though I knew the zookeepers wouldn't let me. It was a shame that my time went by so fast at the Central Zoo.



Yeonyul's Diary





## Roar~ Dinosaur is alive and moving!

Meet dinosaurs at the Pyeongyang Museum of Nature next to the Central Zoo. My mouth dropped open in front of a huge dinosaur fossil. I'd never seen a dinosaur that big!

**Color the dinosaur you met at the Pyeongyang Museum of Nature.**



**Pyeongyang Museum of Nature** is located next to the Central Zoo. There is a space hall, a paleontological hall, an animal and plant hall, an animal ecology hall, and a children's learning room. You can see the history of the universe and the earth, the origin of life, and animals and plants.

**The Central Zoo** is a national zoo in Taesongsan(Mountain). It is the largest zoo with various animals and lush forests. There are Baekdusan(Siberian)-tigers and aquariums that exhibit ornamental fish.



## Making 3D activity

**Make (Central Zoo Entrance 3D card)**

Use of related designs p.77

- ① Cut the tiger and the handle along the line of scissors.
- ② Fold the tiger's face forward and outward along the folding line.
- ③ Glue the side of glue and stick the handle together, it's done!
- ④ Grow!! Open the entrance to the Central Zoo.




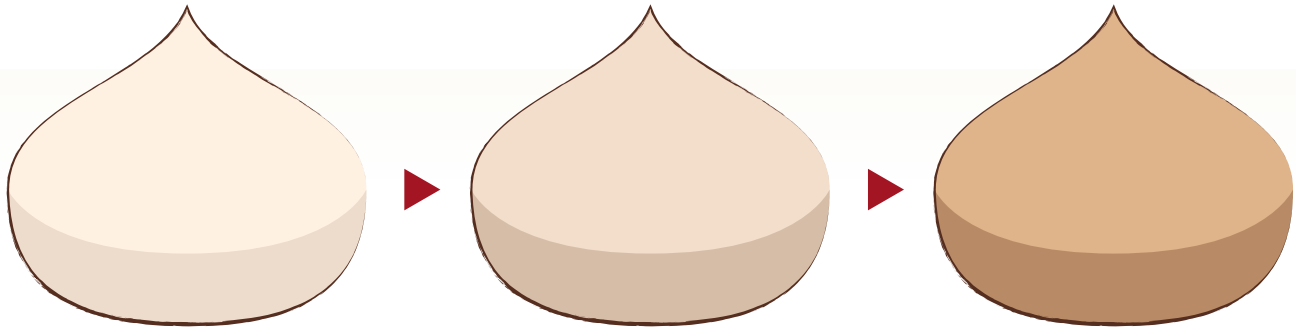




## After exploring and playing, roasted honey chestnuts are a delicious treat.

When you eat a Pyeongyang Yakbam(chestnut) peeled off, it melts in your mouth.  
A hot, roasted yellow sweet potato is sweet and savory.

**Have fun drawing the process of baking Pyeongyang Yakbam with your character.**



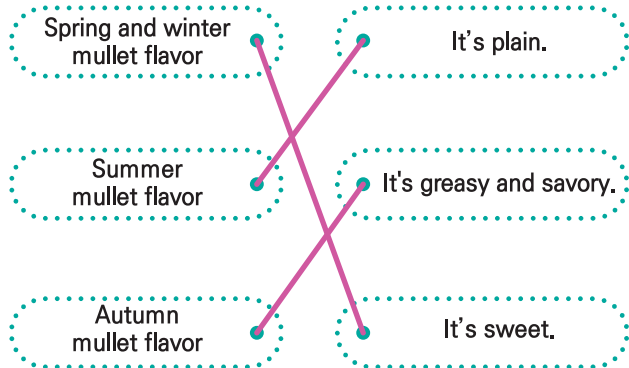




p.13



p.14



p.16



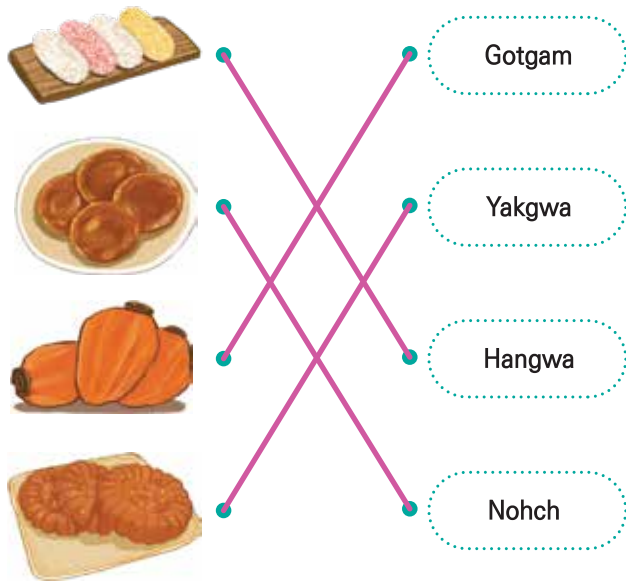
p.19



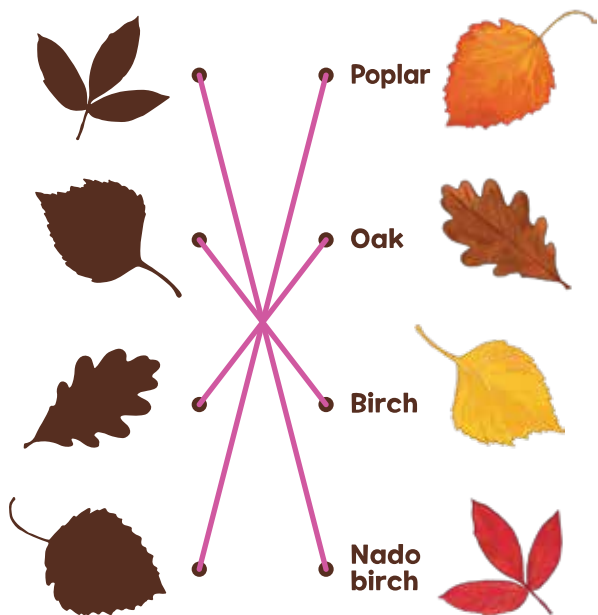
p.23



p.29



p.30



p.32





p.33



Goalkeeper  
문지기



Goalpost  
골문대



Shoot  
차넣기



Header  
머리받기



Header shot  
머리받아 넣기



Corner Kick  
구석차기



Free Kick  
벌차기




Kickoff  
첫차기



Sliding tackle  
미끄러져 빼앗기

p.35



p.36



Unification Playbook 03

## **Go! Unified Korean Peninsula Four-season expedition** - Living in Pyeongyang for a year

**Author** Mi-ok Lee **Illustrator** A-young Wi

**Publisher** Research and Development Division, Communication and Cooperation Department  
under the National Institute for Unification Education (**Manager** Hyunseong Ji)

**Address** 123, 4.19-ro, Gangbuk-gu, Seoul 01018, Republic of Korea

**Tel** +82)2-901-7167 **Home Page** [www.uniedu.go.kr](http://www.uniedu.go.kr)

**Edit·Design·Produce and Publish** Storymaker Co., Ltd. +82)70-4148-3858

**First Published** January 15, 2023

**ISBN** 979-11-90884-12-9

© National Institute for Unification Education, Storymaker Co., Ltd.(2023)

This picture book cannot be copied, modified, or deleted without prior consent  
from the National Institute for Unification Education.




This book uses eco-friendly paper certified by the Forest Stewardship Council (FSC), which is only attached to wood-based products developed and managed in forests. Also, we printed it out with eco-friendly soybean oil ink thinking about people and the environment.

### **Warnings required under the Special Act on Safety of Children's Products**

**Product type** Book **Manufacture date** December 26, 2022 **Manufacturer** Storymaker Co., Ltd.

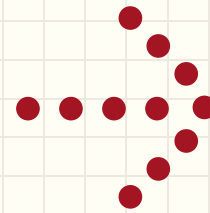
**Publication Registration No.** 25100-2019-000075 (June 30, 2017) **Country of manufacture** South Korea

**Address** 1020ho, GUROACECAMP, 96-5, Bugwang-ro, Guro-gu, Seoul, Republic of Korea **Tel** +82)70-4148-3858

 Be careful not to get a papercut.



# 3D Activity Making-sheets



Go! Unified Korean Peninsula  
**Four-Season  
Expedition**





• Living in Pyongyang •  
for a year










# <3D card for spring scenery in Pyeongyang> ①

- Cutting with scissors 
- Outer folding 
- Inward folding 
- Putting glue on 







<3D card for spring scenery in Pyeongyang> ②



sticking


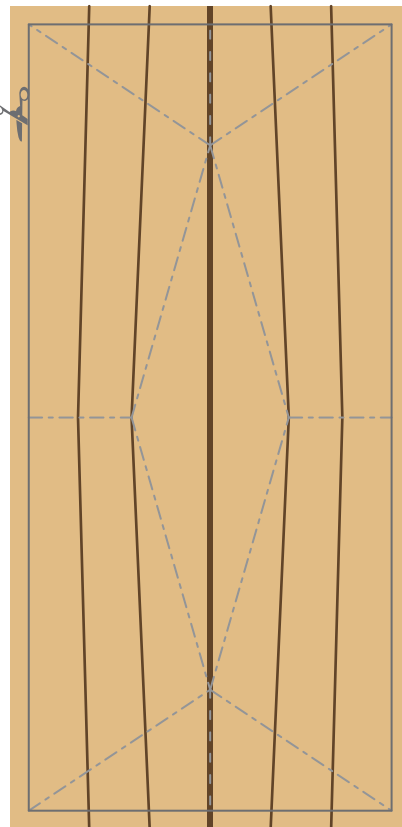
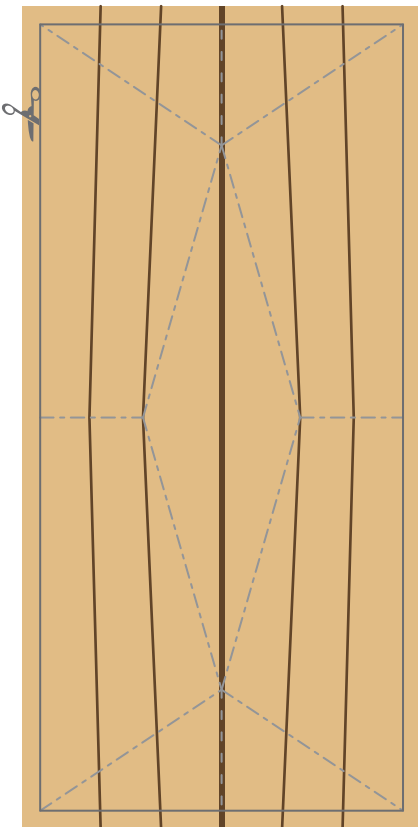




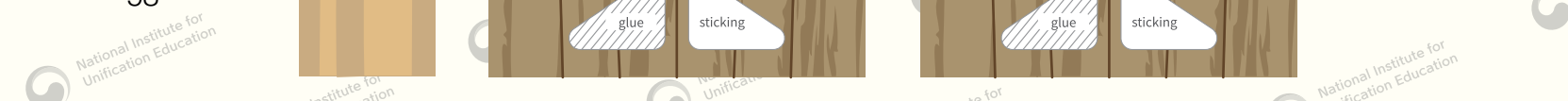
<Pyeongan Inspector Festival Picture> · Kim Hong-do · National Museum of Korea Collection



- Cutting with scissors 
- Outer folding 
- Inward folding 
- Putting glue on 

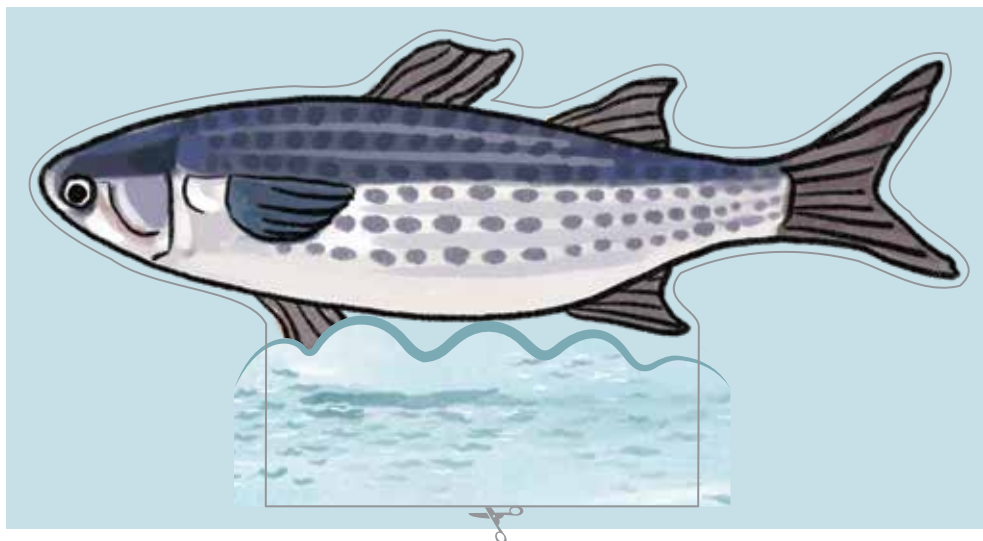





**<Daedong River Map  
and Paper boat>**





# <Daedong River Mullet 3D card>



- Cutting with scissors 
- Outer folding - - - -
- Inward folding - - - -
- Putting glue on 

Meet Daedong River Mullet








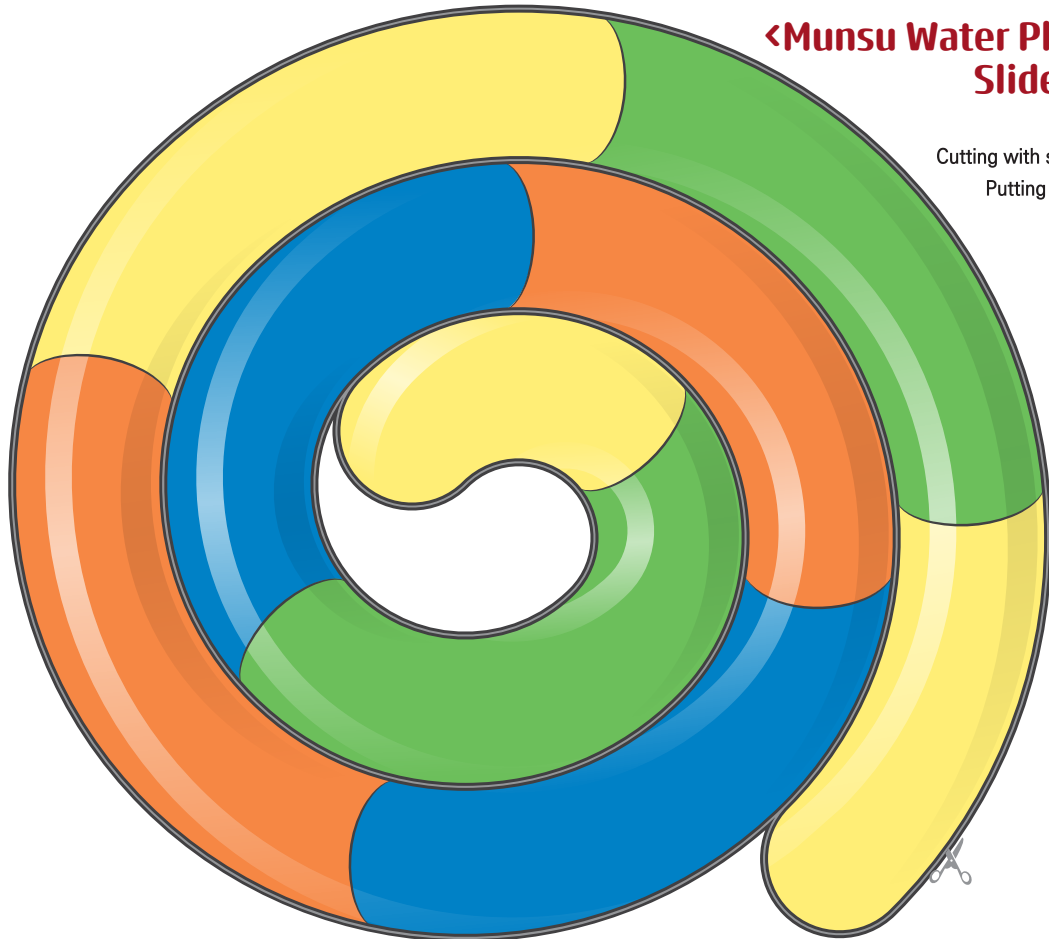
sticking

sticking

### <Munsu Water Playground Slide 3D card>

Cutting with scissors 


Putting glue on 





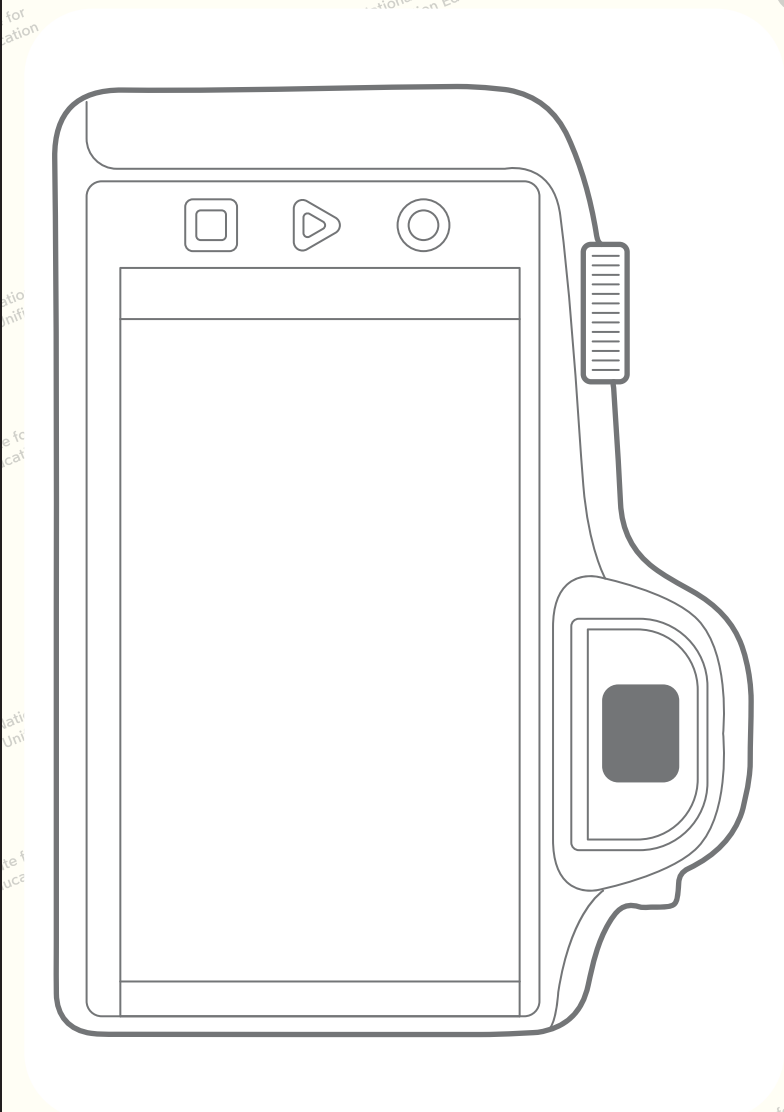



<3D camera>



Cutting with scissors 











# <Slurping down Pyeongyang Naengmyeon Noodles>

Cutting with scissors   
Putting glue on 



sticking


sticking



<My Own Songpyeon Recipe card>



MY OWN Songpyeon Recipe



- ① Soak the rice for about 8 hours and grind it with a little salt.  
\* Pour hot water into the rice flour and knead it.



Boiled beans

Dates marinated  
in honey

- ② Write down what you want to put in Songpyeon and draw it to make filling.  
For example) Sesame seeds, walnuts, raisins





- ③ After separating the rice cake batter properly and making it in a round shape, dig a groove and put the filling in to form a half-moon shape.


- ④ Put pine needles on a steamer and steam the Songpyeon.  
\* Apply a little sesame oil and put it on a plate well.




# <Walking card in Fallen leaves path in Myohyangsan>

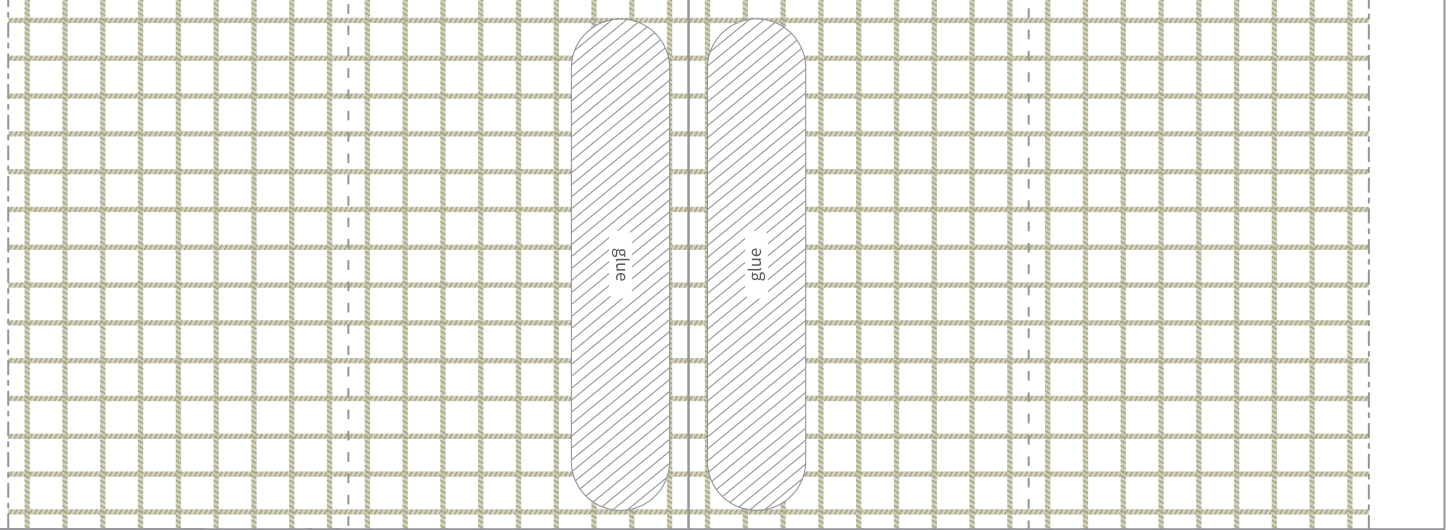


- Cutting with scissors 
- Outer folding - - - -
- Putting glue on 







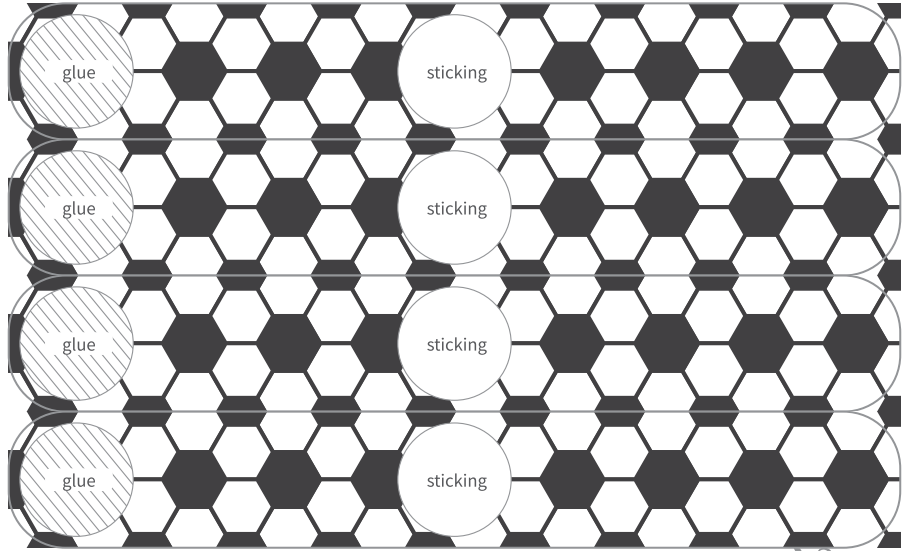









### <3D Football game>




- Cutting with scissors 
- Outer folding 
- Inward folding 
- Putting glue on 









<My Own Top>




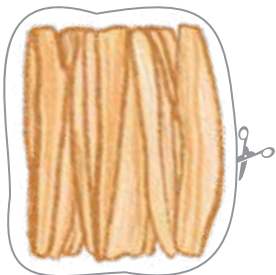



Cutting with scissors 





# <Pyeongyang Onban 3D card>



Cutting with scissors 










- Cutting with scissors 
- Outer folding - - - -
- Inward folding - · - - -
- Putting glue on 







What will it be like if you live in Pyeongyang for a year like Yeonyul after unification of Korea?

Write down what you want to see the most in Pyeongyang.



---

---

---

---



Write down what you want to eat the most in Pyeongyang.

---

---

---

---



Write down what you want to play the most in Pyeongyang.

---

---

---


---







Things to see, eat and play  
Living in Pyeongyang in a year  
Ready and go together!



₩ 14,500



ISBN 979-11-90884-12-9

KS mark indicates that the product has met common safety standards.